

# **RF/MICROWAVE SAMPLE KITS**





### INTRODUCTION

KYOCERA AVX is a leading international manufacturer and supplier of a vast portfolio of advanced electronic components, including: capacitors, inductors, filters, resistors, couplers, diodes, and circuit protection devices, as well as a broad range of innovative sensor, control, connectors and antenna solutions. With 33 research, design, manufacturing, and customer support facilities in 16 countries around the world, KYOCERA AVX offers significant competitive advantages, including delivery and production capabilities optimized to suit each individual customer's just-in-time inventory requirements, and global engineering teams experienced in developing new-to-market product solutions especially designed to fulfill customer's unique application requirements.











KYOCERA AVX has successfully served the automotive, industrial, medical, military, consumer electronics, communications, and transportation markets for nearly 50 years. In the automotive sector, KYOCERA AVX actively contributes to the development of new safety, engine control, infotainment, and chassis control technologies. In the medical sector, advanced KYOCERA AVX products provide critical support for a wide range of implantable, life-supporting, treatment, imaging, and diagnostic devices, including pacemakers that regulate patients' heartbeats, cochlear implants that provide audio input for the hearing-impaired, and diagnostic equipment that helps medical professionals identify and cure patients' ailments. In the communications sector, our accomplished research and development (R&D) teams regularly anticipate needs and adapt and innovate products to support the explosive growth of next-generation technologies spanning smartphones and tablets to networks and datacenters.

KYOCERA AVX is also committed to consistently exceeding customer expectations, and continuously satisfies that goal through the successful implementation of the company's corporate mission and vision statements.












### Multilayer Capacitors Design Kits

Part #		Description	Cap. Value Range (pF)	Cap. Values (pF)	Tol.
DK0001		<b>100A</b> Porcelain Superchip®	0.1 to 2.0	0.1, 0.2, 0.3, 0.4, 0.5, 0.6, 0.7, 0.8, 0.9, 1.0, 1.1, 1.2, 1.5.....	±0.1
DK0001T		16 different values, 15 pcs. min. per value			
DK0002		<b>100A</b> Porcelain Superchip®	1.0 to 10	1.0, 1.2, 1.5, 1.8, 2.0, 2.2, 2.4, 2.7, 3.0, 3.3.....	±0.1
DK0002T		16 different values, 15 pcs. min. per value			
DK0003		<b>100A</b> Porcelain Superchip®	10 to 100	10, 12, 15, 18, 20, 22, 24, 27, 30, 33, 39, 47, 56, 68, 82, 100.....	±5%
DK0003T		16 different values, 15 pcs. min. per value			
DK0004		<b>700A</b> Porcelain and Ceramic	0.1 to 2.0	0.1, 0.2, 0.3, 0.4, 0.5, 0.6, 0.7, 0.8, 0.9, 1.0, 1.1, 1.2, 1.5.....	±0.1
DK0004T		16 different values, 15 pcs. min. per value			
DK0005		<b>700A</b> Porcelain and Ceramic	1.0 to 10	1.0, 1.2, 1.5, 1.8, 2.0, 2.2, 2.4, 2.7, 3.0, 3.3.....	±0.1
DK0005T		16 different values, 15 pcs. min. per value			
DK0006		<b>700A</b> Porcelain and Ceramic	10 to 100	10, 12, 15, 18, 20, 22, 24, 27, 30, 33, 39, 47, 56, 68, 82, 100.....	±5%
DK0006T		16 different values, 15 pcs. min. per value			
DK0007		<b>700A</b> Porcelain and Ceramic	100 to 1000	100, 120, 150, 180, 200, 220, 240, 270, 300, 330, 390, 470.....	±5%
DK0007T		16 different values, 15 pcs. min. per value			
DK0008		<b>100B</b> Porcelain Superchip®	1.0 to 10	1.0, 1.2, 1.5, 1.8, 2.0, 2.2, 2.4, 2.7, 3.0, 3.3.....	±0.1
DK0008T		16 different values, 15 pcs. min. per value			
DK0009		<b>100B</b> Porcelain Superchip®	10 to 100	10, 12, 15, 18, 20, 22, 24, 27, 30, 33, 39, 47, 56, 68, 82, 100.....	±5%
DK0009T		16 different values, 15 pcs. min. per value			













### Multilayer Capacitors Design Kits

Part #		Description	Cap. Value Range (pF)	Cap. Values (pF)	Tol.
DK0010		<b>100B</b> Porcelain Superchip®	100 to 1000	100, 120, 150, 180, 200, 220, 240, 270, 300, 330, 390, 470.....	±5%
DK0010T		16 different values, 15 pcs. min. per value			
DK0011		<b>700B</b> Porcelain and Ceramic	1.0 to 100	1.0, 1.2, 1.5, 1.8, 2.0, 2.2, 2.4, 2.7, 3.0, 3.3.....	±0.1
DK0011T		16 different values, 15 pcs. min. per value			
DK0012		<b>700B</b> Porcelain and Ceramic	10 to 100	10, 12, 15, 18, 20, 22, 24, 27, 30, 33, 39, 47, 56, 68, 82, 100.....	±5%
DK0012T		16 different values, 15 pcs. min. per value			
DK0013		<b>700B</b> Porcelain and Ceramic	100 to 1000	100, 120, 150, 180, 200, 220, 240, 270, 300, 330, 390, 470.....	±5%
DK0013T		16 different values, 15 pcs. min. per value			
DK0014		<b>700B</b> Porcelain and Ceramic	1000 to 5100	1000, 1200, 1500, 1800, 2200, 2700, 3000, 3300, 3900, 4700, 5100.....	±10%
DK0014T		11 different values, 15 pcs. min. per value			
DK0015		<b>500S</b> BMC Microwave Millimeter-wave Surface Mount	0.1 to 2.0	0.1, 0.2, 0.3, 0.4, 0.5, 0.6, 0.7, 0.8, 0.9, 1.0, 1.1, 1.2, 1.5.....	±0.1
		16 different values, 15 pcs. min. per value			
DK0016		<b>500S</b> BMC Microwave Millimeter-wave Surface Mount	1.0 to 10	1.0, 1.2, 1.5, 1.8, 2.0, 2.2, 2.4, 2.7, 3.0, 3.3.....	±0.1
		16 different values, 15 pcs. min. per value			
DK0025T		<b>600S Series</b> Ultra-low ESR High Q Microwave Capacitors	0.1 to 2.0	0.1, 0.2, 0.3, 0.4, 0.5, 0.6, 0.7, 0.8, 0.9, 1.0, 1.1, 1.2, 1.5.....	±0.1
		16 different values, 15 pcs. min. per value			











### Multilayer Capacitors Design Kits

Part #		Description	Cap. Value Range (pF)	Cap. Values (pF)	Tol.
DK0026T		<b>600S Series</b> Ultra-low ESR High Q Microwave Capacitors 16 different values, 15 pcs. min. per value	1.0 to 10	1.0, 1.2, 1.5, 1.8, 2.0, 2.2, 2.4, 2.7, 3.0, 3.3..... 3.9, 4.7, 5.6, 6.8, 8.2..... 10.....	±0.1 ±0.25 ±5%
DK0027T		<b>600S Series</b> Ultra-low ESR High Q Microwave Capacitors 16 different values, 15 pcs. min. per value	10 to 100	10, 12, 15, 18, 20, 22, 24, 27, 30, 33, 39, 47, 56, 68, 82, 100.....	±5%
DK0032T		<b>600F Series</b> Ultra-low ESR High Q Microwave Capacitors 16 different values, 15 pcs. min. per value	0.1 to 2.0	0.1, 0.2, 0.3, 0.4, 0.5, 0.6, 0.7, 0.8, 0.9, 1.0, 1.1, 1.2, 1.5..... 1.6, 1.8, 2.0.....	±0.1 ±0.25
DK0033T		<b>600F Series</b> Ultra-low ESR High Q Microwave Capacitors 16 different values, 15 pcs. min. per value	1.0 to 100	1.0, 1.2, 1.5, 1.8, 2.0, 2.2, 2.4, 2.7, 3.0, 3.3..... 3.9, 4.7, 5.6, 6.8, 8.2..... 10.....	±0.1 ±0.25 ±5%
DK0034T		<b>600F Series</b> Ultra-low ESR High Q Microwave Capacitors 16 different values, 15 pcs. min. per value	10 to 100	10, 12, 15, 18, 20, 22, 24, 27, 30, 33, 39, 47, 56, 68, 82, 100.....	±5%
DK0035T		<b>600F Series</b> Ultra-low ESR High Q Microwave Capacitors 7 different values, 15 pcs. min. per value	100 to 240	100, 120, 150, 180, 200, 220, 240.....	±5%
DK0036T		<b>600L Series</b> Ultra-low ESR High Q Microwave Capacitors 16 different values, 15 pcs. min. per value	0.1 to 2.0	0.1, 0.2, 0.3, 0.4, 0.5, 0.6, 0.7, 0.8, 0.9, 1.0, 1.1, 1.2, 1.5..... 1.6, 1.8, 2.0.....	±0.1 ±0.25
DK0037T		<b>600L Series</b> Ultra-low ESR High Q Microwave Capacitors 16 different values, 15 pcs. min. per value	1.0 to 10	1.0, 1.2, 1.5, 1.8, 2.0, 2.2, 2.4, 2.7, 3.0, 3.3..... 3.9, 4.7, 5.6, 6.8, 8.2..... 10.....	±0.1 ±0.25 ±5%
DK0038T		<b>600L Series</b> Ultra-low ESR High Q Microwave Capacitors 8 different values, 15 pcs. min. per value	10 to 27	10, 12, 15, 18, 20, 22, 24, 27.....	±5%




### Multilayer Capacitors Design Kits

Part #		Description	Cap. Value Range (pF)	Cap. Values (pF)	Tol.
DK0080T		<b>800A</b> NPO Ceramic High RF Power MLCs 16 different values, 15 pcs. min. per value	0.1 to 2.0	0.1, 0.2, 0.3, 0.4, 0.5, 0.6, 0.7, 0.8, 0.9, 1.0, 1.1, 1.2, 1.5..... 1.6, 1.8, 2.0.....	±0.1 ±0.25
DK0081T		<b>800A</b> NPO Ceramic High RF Power MLCs 16 different values, 15 pcs. min. per value	1.0 to 10	1.0, 1.2, 1.5, 1.8, 2.0, 2.2, 2.4, 2.7, 3.0, 3.3..... 3.9, 4.7, 5.6, 6.8, 8.2..... 10.....	±0.1 ±0.25 ±5%
DK0082T		<b>800A</b> NPO Ceramic High RF Power MLCs 16 different values, 15 pcs. min. per value	10 to 100	10, 12, 15, 18, 20, 22, 24, 27, 30, 33, 39, 47, 56, 68, 82, 100.....	±5%
DK0083T		<b>800B</b> NPO Ceramic High RF Power MLCs 16 different values, 15 pcs. min. per value	1.0 to 10	1.0, 1.2, 1.5, 1.8, 2.0, 2.2, 2.4, 2.7, 3.0, 3.3..... 3.9, 4.7, 5.6, 6.8, 8.2..... 10.....	±0.1 ±0.25 ±5%
DK0084T		<b>800B</b> NPO Ceramic High RF Power MLCs 16 different values, 15 pcs. min. per value	10 to 100	10, 12, 15, 18, 20, 22, 24, 27, 30, 33, 39, 47, 56, 68, 82, 100.....	±5%
DK0085T		<b>800B</b> NPO Ceramic High RF Power MLCs 16 different values, 15 pcs. min. per value	100 to 1000	100, 120, 150, 180, 200, 220, 240, 270, 300, 330, 390, 470..... 560, 680, 820, 1000.....	±5% ±10%
DK0086T		<b>800R</b> NPO Ceramic Ultra-Low ESR MLCs 16 different values, 15 pcs. min. per value	1.0 to 10	1.0, 1.2, 1.5, 1.8, 2.0, 2.2, 2.4, 2.7, 3.0, 3.3..... 3.9, 4.7, 5.6, 6.8, 8.2..... 10.....	±0.1 ±0.25 ±5%
DK0087T		<b>800R</b> NPO Ceramic Ultra-Low ESR MLCs 16 different values, 15 pcs. min. per value	10 to 100	10, 12, 15, 18, 20, 22, 24, 27, 30, 33, 39, 47, 56, 68, 82, 100.....	±5%

### Multilayer Capacitors Design Kits



Part #	Description	Cap. Value Range (pF)	Cap. Values (pF)	Tol.
<b>KIT 5000 UZ</b>	<b>KGQ Series - 0402</b> Ultra Low ESR, COG (NP0) Capacitors (RoHS), 15 different values, 15 pcs. min. per value	0.5 to 15	0.5, 1.0, 1.5, 1.8, 2.2, 2.4, 3.0, 3.6, 4.7, 5.6, 6.8, 8.2..... 10, 12, 15.....	±0.1 ±5%
<b>KIT 4000 UZ</b>	<b>KGQ Series - 0603</b> Ultra Low ESR, COG (NP0) Capacitors (RoHS), 25 different values, 15 pcs. min. per value	1.0 to 47	1.0, 1.2, 1.5, 1.8, 2.0, 2.4, 2.7, 3.0, 3.3, 3.9, 4.7, 5.6, 6.8, 7.5, 8.2..... 10, 12, 15, 18, 22, 27, 33, 39, 47....	±0.1 ±5%
<b>KIT 3000 UZ</b>	<b>KGQ Series - 0805</b> Ultra Low ESR, COG (NP0) Capacitors (RoHS), 28 different values, 15 pcs. min. per value	1.0 to 130	1.0, 1.5, 2.2, 2.4, 2.7, 3.0, 3.3, 3.9, 4.7, 5.6, 7.5, 8.2..... 10, 12, 15, 18, 22, 24, 27, 33, 36, 39, 47, 56, 68, 82, 100, 130.....	±0.1 ±5%
<b>KIT 3500 UZ</b>	<b>KGQ Series - 1210</b> Ultra Low ESR, COG (NP0) Capacitors (RoHS), 30 different values, 15 pcs. min. per value	2.2 to 820	2.2, 2.7, 4.7, 5.1, 6.8, 8.2, 9.1..... 10, 13, 15, 18, 20, 24, 27, 30, 36, 39, 47, 51, 56, 68, 82, 100, 120, 130, 240, 300, 390, 470, 820.....	±0.1 ±5%
<b>KIT-KGU01</b>	<b>KGU Series</b> Ultra Low ESR, COG (NP0) Copper Electrode Capacitors 36 different values	0.2 to 82	01005	1.0, 2.0, 3.0..... ±0.1 0.2, 5.0..... ±0.25 10, 12, 22..... ±5%
			0402	0.2..... ±0.1 0.5, 0.7..... ±0.25 1.0, 1.3, 5.6..... ±0.5% 15..... ±2% 22..... ±5%
			0603	5.6, 7.5, 8.2..... ±0.1 12, 18, 22, 68..... ±1% 82..... ±2% 10, 27..... ±5%
			0805	5.6, 6.8, 8.2, 9.1..... ±0.1 10, 12, 15, 18, 33, 68..... ±1%



### MLC Tuning Stick Kits

Part #		Description	Cap. Value Range (pF)	Cap. Values (pF)	Tol.
TS0001		<b>100A</b> Multilayer Capacitor Tuning Sticks 27 different values	0.1 to 100	0.1.....	±0.1
TS0001T				0.5, 1.0, 1.2, 1.5, 1.8, 2.2, 2.7, 3.3, 3.9, 4.7, 5.6.....	±0.25
				6.8, 8.2, 10, 12, 15, 18, 20, 27, 33, 39, 47.....	±5%
				56, 68, 82.....	±10%
				100.....	±5%
TS0002		<b>100B</b> Multilayer Capacitor Tuning Sticks 22 different values	1.0 to 10	0.1, 0.2, 0.3, 0.4, 0.5.....	±0.1
				0.6, 0.7, 0.8, 0.9, 1.0, 1.2, 1.5, 1.8, 2.2, 2.7, 3.3, 3.9, 4.7, 5.6.....	±0.25
				6.8, 8.2, 10.....	±5%
TS0003		<b>100B</b> Multilayer Capacitor Tuning Sticks 25 different values	10 to 1000	10, 12, 15, 18, 22, 27, 33, 39, 47, 56, 68, 82, 100, 120.....	±5%
				150, 180, 220, 270, 330, 390, 470, 560, 680, 820, 1000.....	±10%
TS0004T		<b>600S Series</b> Ultra-Low ESR, High Q, NPO Tuning Sticks 16 different values	0.1 to 2.0	0.1, 0.2, 0.3, 0.4, 0.5, 0.6, 0.7, 0.8, 0.9, 1.0, 1.1, 1.2, 1.5.....	±0.1
				1.6, 1.8, 2.0.....	±0.25
TS0005T		<b>600S Series</b> Ultra-Low ESR, High Q, NPO MLC Tuning Sticks 16 different values	1.0 to 10	1.0, 1.2, 1.5, 1.8, 2.0, 2.2, 2.4, 2.7, 3.0, 3.3.....	±0.1
				3.9, 4.7, 5.6, 6.8, 8.2.....	±0.25
				10.....	±5%
TS0006T		<b>600S Series</b> Ultra-Low ESR, High Q, NPO MLC Tuning Sticks 16 different values	10 to 100	10, 12, 15, 18, 20, 22, 24, 27, 30, 33, 39, 47, 56, 68, 82, 100.....	±5%
TS0007T		<b>600F Series</b> Ultra-Low ESR, High Q, NPO MLC Tuning Sticks 16 different values	0.1 to 2.0	0.1, 0.2, 0.3, 0.4, 0.5, 0.6, 0.7, 0.8, 0.9, 1.0, 1.1, 1.2, 1.5.....	±0.1
				1.6, 1.8, 2.0.....	±0.25
TS0008T		<b>600F Series</b> Ultra-Low ESR, High Q, NPO MLC Tuning Sticks 16 different values	1.0 to 10	1.0, 1.2, 1.5, 1.8, 2.0, 2.2, 2.4, 2.7, 3.0, 3.3.....	±0.1
				3.9, 4.7, 5.6, 6.8, 8.2, 10.....	±0.25
TS0009T		<b>600F Series</b> Ultra-Low ESR, High Q, NPO MLC Tuning Sticks 22 different values	10 to 240	10, 12, 15, 18, 20, 22, 24, 27, 30, 33, 39, 47, 56, 68, 82, 100, 120, 150, 180, 200, 220, 240.....	±5%







### Accu-P Precision Tolerance




Part #	RoHS COMPLIANT	Description	Cap. Value Range (pF)	Cap. Values (pF)	Tol.
Accu-P 0201KITL2	RoHS COMPLIANT	<b>Accu-P 0201</b> NPO RF Microwave Capacitors 30 different values, 20 pcs. min. per value	0.1 to 12	0.1, 0.2, 0.3, 0.4, 0.5, 0.6, 0.7, 0.8, 0.9, 1.0..... 1.1, 1.2, 1.3, 1.5, 1.8..... 2.0, 2.2, 2.4, 2.7, 3.0, 3.3, 3.6, 3.9, 4.7, 5.6, 6.8, 7.5, 8.2..... 10, 12.....	±0.02 ±0.05 ±0.1 ±2%
Accu-P 0201KITL3	RoHS COMPLIANT	<b>Accu-P 0201</b> NPO RF Microwave Capacitors 30 different values, 20 pcs. min. per value	1.0 to 4.7	1.0, 1.1, 1.2, 1.3, 1.4, 1.5, 1.6, 1.7, 1.8, 1.9, 2.0..... 2.1, 2.2, 2.3, 2.4, 2.5, 2.6, 2.7, 2.8, 2.9, 3.0, 3.1, 3.3, 3.4, 3.6, 3.9, 4.1, 4.3, 4.5, 4.7.....	±0.05 ±0.1
Accu-P 0201KITL5	RoHS COMPLIANT	<b>Accu-P 0201</b> NPO RF Microwave Capacitors 30 different values, 20 pcs. min. per value	0.05 to 2.0	0.05, 0.1, 0.15, 0.2, 0.25, 0.3, 0.35, 0.4, 0.45, 0.5..... 0.55, 0.6, 0.65, 0.7, 0.75, 0.8, 0.85, 0.9, 0.95, 1.0, 1.1, 1.2, 1.3, 1.4, 1.5, 1.6, 1.7, 1.8, 1.9, 2.0.....	±0.01 ±0.02
Accu-P 0402KITL2	RoHS COMPLIANT	<b>Accu-P 0402</b> NPO RF Microwave Capacitors 30 different values, 20 pcs. min. per value	1.0 to 4.7	1.0, 1.1, 1.2, 1.3, 1.4, 1.5, 1.6, 1.7, 1.8, 1.9, 2.0..... 2.1, 2.2, 2.3, 2.4, 2.5, 2.6, 2.7, 2.8, 2.9, 3.0, 3.1, 3.3, 3.4, 3.6, 3.9, 4.1, 4.3, 4.5, 4.7.....	±0.05 ±0.1
Accu-P 0402KITL4	RoHS COMPLIANT	<b>Accu-P 0402</b> NPO RF Microwave Capacitors 30 different values, 20 pcs. min. per value	0.05 to 2.0	0.05, 0.1, 0.15, 0.2, 0.25, 0.3, 0.35, 0.4, 0.45, 0.5..... 0.55, 0.6, 0.65, 0.7, 0.75, 0.8, 0.85, 0.9, 0.95, 1.0, 1.1, 1.2, 1.3, 1.4, 1.5, 1.6, 1.7, 1.8, 1.9, 2.0.....	±0.01 ±0.02
Accu-P 0402KITL1	RoHS COMPLIANT	<b>Accu-P 0402</b> NPO RF Microwave Capacitors 30 different values, 20 pcs. min. per value	0.1 to 22	0.1, 0.2, 0.3, 0.4, 0.5, 0.6, 0.7, 0.8, 0.9, 1.0..... 1.1, 1.2, 1.5, 1.8, 2.0..... 2.2, 2.4, 2.7, 3.0, 3.3, 3.9, 4.7, 5.6, 6.8, 8.2..... 10, 12, 15, 18, 22.....	±0.02 ±0.05 ±0.1 ±2%
Accu-P 0603KITL1	RoHS COMPLIANT	<b>Accu-P 0603</b> NPO RF Microwave Capacitors 30 different values, 20 pcs. min. per value	0.1 to 22	0.1, 0.2, 0.3..... 0.4, 0.5, 0.6, 0.7, 0.8, 0.9, 1.0, 1.1, 1.2, 1.5, 1.8, 2.0, 2.2, 2.4, 2.7, 3.0, 3.3, 3.9, 4.7, 5.6, 6.8, 8.2..... 10, 12, 15, 18, 22.....	±0.02 ±0.1 ±2%
Accu-P 0603KITL2	RoHS COMPLIANT	<b>Accu-P 0603</b> NPO RF Microwave Capacitors 15 different values, 20 pcs. min. per value	0.05 to 0.75	0.05, 0.1, 0.15, 0.2, 0.25, 0.3, 0.35, 0.4, 0.45, 0.5, 0.55, 0.6, 0.65, 0.7, 0.75.....	±0.02




### Accu-P Precision Tolerance




Part #		Description	Cap. Value Range (pF)	Cap. Values (pF)	Tol.
Accu-P 0805KITL2		<b>Accu-P 0805</b> NPO RF Microwave Capacitors 30 different values, 20 pcs. min. per value	0.1 to 47	0.1, 0.2, 0.3, 0.4.....	±0.05
				0.5, 0.7, 0.8, 0.9, 1.0, 1.2, 1.5, 1.8, 1.8, 2.0, 2.2, 2.7, 3.3, 3.9, 4.7, 5.6, 6.8, 8.2.....	±0.1
Accu-P 1210KIT03		<b>Accu-P 1210</b> NPO RF Microwave Capacitors 15 different values, 10 pcs. min. per value	1.0 to 33	10, 12, 15, 18, 22.....	±2%
				27, 33, 39, 47.....	±5%
Accu-P 1210KIT03		<b>Accu-P 1210</b> NPO RF Microwave Capacitors 15 different values, 10 pcs. min. per value	1.0 to 33	1.0, 1.5, 1.8, 2.2, 2.7, 3.3, 4.7, 5.6, 6.8.....	±0.1
				10, 12, 18, 22, 27, 33.....	±2%

### AT Series - Attenuator Design Kits




Part #		Description	Attenuator Value Range (dB)	Attenuator Values (dB)
DK0065		<b>AT Series</b> 0603 RF / Microwave Thin Film Attenuator 6 different values, 10 pcs. min. per value	0 to 10	0, 1, 3, 6, 9, 10
DK0066		<b>AT Series</b> 0603 RF / Microwave Thin Film Attenuator 11 different values, 10 pcs. min. per value	0 to 10	0, 1, 2, 3, 4, 5, 6, 7, 8, 9, 10






### Resistive Products Design Kits




Part #	RoHS COMPLIANT	Description	Series	Sizes	Power Handling Range (W)	Qty.	Resistance Value (Ohms)	Tol.
				L x W x H				
DK0040	RoHS COMPLIANT	<b>CZ1 Series</b> Surface Mount Chip Terminations	CZ1	.200 x .100 x .040	10 Watt	4	50 Ohms	+/-2%
				.245 x .245 x .040	20 Watt	4		
				.375 x .245 x .040	30 Watt	2		
	.370 x .370 x .040			40 Watt	2			
	RoHS COMPLIANT	<b>CS1 Series</b> Surface Mount Chip Resistors	CS1	.200 x .100 x .040	10 Watt	4	100 Ohms	+/-2%
				.245 x .245 x .040	20 Watt	4		
				.375 x .250 x .040	30 Watt	2		
				.370 x .370 x .040	40 Watt	2		
	RoHS COMPLIANT	<b>CW1 Series</b> Surface Mount Chip Resistors	CW1	.200 x .100 x .040	4 Watt	4	100 Ohms	+/-2%
.245 x .245 x .040				6 Watt	4			
.375 x .250 x .040				8 Watt	2			
.370 x .370 x .040				10 Watt	2			
DK0041	RoHS COMPLIANT	<b>CT1 Series</b> Chip Terminations	CT1	.200 x .100 x .040	30 Watt	4	50 Ohms	+/-5%
				.245 x .245 x .040	60 Watt	4		
				.375 x .250 x .040	150 Watt	4		
				.370 x .370 x .040	250 Watt	4		
		RoHS COMPLIANT	<b>CR1 Series</b> Chip Resistors	CR1	.06 x .03 x .025	2.5 Watt	4	
	.100 x .050 x .025				5 Watt	4	100 Ohms	
	.120 x .060 x .025				15 Watt	4		
	.200 x .100 x .040				30 Watt	4		
	.245 x .245 x .040				60 Watt	4		
	.375 x .250 x .040	150 Watt	4					
.370 x .370 x .040	250 Watt	4						
DK0060T	RoHS COMPLIANT	<b>Q-Bridge</b> 7 different values, 10 pcs. min. / value	QB	.040 x .020 x .020	QB0402A20WY, QB0505A25WY, QB0505A25ES, QB1005A40WY, QB1020A40WY, QB1111A40WY, QB2525A60WS			
				.050 x .050 x .025				
				.050 x .050 x .025				
				.100 x .050 x .040				
				.100 x .200 x .040				
				.110 x .110 x .040				
				.250 x .250 x .060				









### Inductor Design Kits

Part #		Description	Inductor Value Range (nH)	Inductance Values	Tol.
KIT AIRCORE01		<b>AL and AS Series</b> Air Core Inductors 20 different values, 15 pieces per value	1.65nH to 307nH	1.65..... ±10% 6.9, 8.0, 8.9, 12.1, 12.5, 13.7, 27.3, 35.5, 47, 68, 82, 307..... ±5% 5.45, 5.6, 7.15, 8.0, 9.85, 12.5, 28..... ±2%	
KIT AIRCORE02		<b>AS Series</b> Air Core Inductors 20 different values, 15 pieces per value	5.5nH to 27.3nH	5.5, 6.0, 6.9, 8.1, 8.9, 10.2, 11.2, 12.1, 12.3, 13.7, 14.7, 15.7, 16.6, 17, 19.4, 21.5, 22, 23, 25, 27.3..... ±2%	
KIT AIRCORE03		<b>AL Series</b> Air Core Inductors 7 different values, 15 pieces per value	1.65nH to 9.85nH	1.65..... ±10% 5.6..... ±5% 3.85, 5.45, 5.6, 7.15, 9.85..... ±2%	
KIT AIRCORE04		<b>AL Series</b> Air Core Inductors 10 different values, 15 pieces per value	2.5nH to 43nH	2.5..... ±10% 5.0..... ±5% 8.0, 12.5, 17.5, 18.5, 22, 28, 35.5, 43.... ±2%	


### Inductor Design Kits



Part #		Description	Inductor Value Range	Inductance Values	Tol.
<b>KIT TYPE 3200 LF</b>		<b>Accu-L Series</b> L0201 Tight Tolerance RF Inductor 13 different values, 20 pcs. min. per value	0.33nH to 3.3nH	0.33, 0.39, 0.47, 0.56, 0.68, 0.82, 1.0, 1.2..... 1.5, 1.8, 2.2, 2.7, 3.3.....	±0.05 ±0.1
<b>KIT TYPE 2500 LF</b>		<b>Accu-L Series</b> L0402 Tight Tolerance RF Inductor 12 different values, 20 pcs. min. per value	0.82nH to 6.8nH	0.82, 1.0, 1.2, 1.5, 1.8, 2.2, 2.7..... 3.3, 3.9, 4.7, 5.6, 6.8.....	±0.05 ±0.1
<b>KIT TYPE 1600 LF</b>		<b>Accu-L Series</b> L0603 Tight Tolerance RF Inductor 14 different values, 20 pcs. min. per value	1.2nH to 15nH	1.2, 1.5, 1.8, 2.2, 2.7, 3.3, 3.9, 4.7, 5.6, 6.8, 8.2..... 10, 12, 15.....	±0.25 ±2%
<b>KIT TYPE 1100 LF</b>		<b>Accu-L Series</b> L0805 Tight Tolerance RF Inductor 14 different values, 20 pcs. min. per value	1.8nH to 22nH	1.8, 2.2, 2.7, 3.3, 3.9, 4.7, 5.6... 6.8, 8.2 ..... 10, 12, 15, 18, 22 .....	±0.25 ±0.5 ±5%










### Inductor Design Kits

Part #		Description	Inductor Value Range	Inductance Values	Tol.
KIT LCWF0603-01		<b>LCWF Series</b> 0603 Wire Wound Chip Inductor 12 different values, 10 pcs. min. per value	1.0 $\mu$ H to 33 $\mu$ H	1.0, 1.5, 2.2, 3.3, 4.7, 5.6, 6.8, 10, 18, 22, 27, 33.....	20%
KIT LCWF0805-01		<b>LCWF Series</b> 0805 Wire Wound Chip Inductor 16 different values, 10 pcs. min. per value	0.11 $\mu$ H to 39 $\mu$ H	0.11, 0.15, 0.18, 0.22, 0.33, 0.47, 0.56, 0.68, 1.0, 1.5, 2.2, 3.3, 4.7, 5.6, 33, 39.....	10%
KIT LCWF1008-01		<b>LCWF Series</b> 1008 Ceramic Chip Inductor 16 different values, 10 pcs. min. per value	0.12 $\mu$ H to 100 $\mu$ H	0.12, 0.18, 0.20, 0.27, 0.33, 0.47, 0.56, 0.82, 1.0, 1.2, 1.8, 2.2, 3.3, 4.7, 68, 100.....	10%
KIT LCWF1210-01		<b>LCWF Series</b> 1210 Ceramic Chip Inductor 16 different values, 10 pcs. min. per value	0.18 $\mu$ H to 220 $\mu$ H	0.18, 0.27, 0.33, 0.47, 0.56, 0.68.....	20%
KIT LCWF1812-01		<b>LCWF Series</b> 1812 Wire Wound Chip Inductor 16 different values, 10 pcs. min. per value	1.0 $\mu$ H to 820 $\mu$ H	1.0, 1.8, 2.2, 3.3, 5.6, 6.8, 10, 22, 27, 33, 68, 100, 220, 470, 680, 820.....	10%
KIT LCWF2220-01		<b>LCWF Series</b> 2220 Wire Wound Chip Inductor 9 different values, 10 pcs. min. per value	1200 $\mu$ H to 10000 $\mu$ H	1200, 1500, 2200, 2700, 3900, 4700, 5600, 6800, 10000.....	20%
KIT LCWC0402-01		<b>LCWC Series</b> 0402 Wire Wound Chip Inductor 16 different values, 10 pcs. min. per value	1.0nH to 68nH	1.0, 2.2, 2.7, 3.6, 4.7, 5.6, 6.8, 8.2, 9.5, 11, 13, 16, 23, 33, 47, 68.....	10%
KIT LCWC0603-01		<b>LCWC Series</b> 0603 Wire Wound Chip Inductor 16 different values, 10 pcs. min. per value	1.6nH to 470nH	1.6, 1.8, 2.2, 3.3, 3.9, 4.7, 5.6, 6.8, 9.5, 15, 22, 56, 82, 300, 390, 470.....	10%
KIT LCWC0805-01		<b>LCWC Series</b> 0805 Wire Wound Chip Inductor 16 different values, 10 pcs. min. per value	2.7nH to 3300nH	2.7, 3.3, 6.8, 8.2, 33, 39, 68, 220, 270, 390, 1100, 1500, 1800, 2200, 2700, 3300.....	10%


### Inductor Design Kits




Part #		Description	Inductor Value Range	Inductance Values	Tol.
KIT LCWC1008-01		<b>LCWC Series</b> 1008 Wire Wound Chip Inductor 16 different values, 10 pcs. min. per value	5.6nH to 820nH	5.6, 10, 18, 27, 56, 68, 82, 100, 150, 180, 220, 270, 330, 390, 680, 820.....	10%
KIT LCWC1206-01		<b>LCWC Series</b> 1206 Wire Wound Chip Inductor 16 different values, 10 pcs. min. per value	6.8nH to 680nH	6.8, 12, 15, 22, 33, 47, 56, 68, 82, 150, 220, 270, 390, 470, 560, 680.....	10%
KIT LMLPC0203-01		<b>LMLP Series - Style C</b> 0202 & 0303 High Current Power Inductor 15 different values, 10 pcs. min. per value	0202 - 2.2μH to 15μH 0303 - 1.5μH to 22μH	<b>0202</b> 2.2, 3.3, 4.7, 6.8, 10, 15....  <b>0303</b> 1.5, 2.2, 3.3, 4.7, 6.8, 10, 15, 22.....	20%  10%
KIT LMLPC0303-01		<b>LMLP Series - Style C</b> 03A2 & 03B3 High Current Power Inductor 16 different values, 10 pcs. min. per value	03A2 - 1.5μH to 22μH 03B3 - 1.0μH to 22μH	<b>03A2</b> 1.5, 2.2, 3.3, 4.7..... 10, 15, 22.....  <b>03B3</b> 1.0, 1.5, 2.2, 3.3, 4.7..... 10, 15, 22.....	30% 20%  30% 20%
KIT LMLPC0404-01		<b>LMLP Series - Style C</b> 04A4 & 04B4 High Current Power Inductor 14 different values, 10 pcs. min. per value	04A4 - 1.0μH to 22μH 04B4 - 1.0μH to 220μH	<b>04A4</b> 1.0, 2.2..... 15, 22.....  <b>04B4</b> 1.0, 2.2..... 10, 15, 22, 47, 68, 100, 150, 220.....	30% 20%  30% 20%
KIT LMLPC0505-01		<b>LMLP Series - Style C</b> 05B5 & 05D5 High Current Power Inductor 15 different values, 10 pcs. min. per value	05B5 - 2.2μH to 22μH 05D5 - 1.5μH to 33μH	<b>05B5</b> 2.2, 3.3, 4.7, 6.8..... 10, 15, 22.....  <b>05D5</b> 1.5, 2.2, 3.3, 4.7, 6.8..... 10, 15, 33.....	30% 20%  30% 20%
KIT LMLPC0606-01		<b>LMLP Series - Style C</b> 06B6 & 06C6 High Current Power Inductor 15 different values, 10 pcs. min. per value	06B6 - 1.5μH to 22μH 06C6 - 1.5μH to 100μH	<b>06B6</b> 1.5, 3.3, 6.8..... 10, 22.....  <b>06C6</b> 1.5, 2.2, 3.0, 4.7..... 10, 22, 33, 68, 100.....	30% 20%  30% 20%









### Inductor Design Kits

Part #		Description	Inductor Value Range	Inductance Values	Tol.
KIT LMLPC0608 -01		<b>LMLP Series - Style C</b> 06D6 & 0808 High Current Power Inductor 15 different values, 10 pcs. min. per value	06D6 - 1.3 $\mu$ H to 100 $\mu$ H 0808 - 0.9 $\mu$ H to 22 $\mu$ H	<b>06D6</b> 1.3, 1.8, 3.0, 6.3..... 10, 22, 33, 68, 100..... <b>0808</b> 0.9, 2.0, 4.7..... 10, 15, 22.....	30% 20% 30% 20%
KIT LMLPD0405 -01		<b>LMLP Series - Style D</b> 0405 & 05A6 High Current Power Inductor 16 different values, 10 pcs. min. per value	0405 - 0.1 $\mu$ H to 10 $\mu$ H 05A6 - 0.47 $\mu$ H to 22 $\mu$ H	<b>0405</b> 0.1, 0.22, 0.56, 1.5, 2.2, 4.7, 6.8, 10..... <b>05A6</b> 0.47, 0.68, 2.2, 4.7, 6.8, 10, 15, 22.....	20% 20%
KIT LMLPD0507 -01		<b>LMLP Series - Style D</b> 0506 & 0707 High Current Power Inductor 16 different values, 10 pcs. min. per value	0506 - 0.47 $\mu$ H to 10 $\mu$ H 0707 - 0.2 $\mu$ H to 22 $\mu$ H	<b>0506</b> 0.47, 0.68, 1.0, 2.2, 3.3, 4.7, 6.8, 10..... <b>0707</b> 0.2, 0.33, 0.68, 1.0, 3.3, 5.6, 8.2, 22.....	20% 20%
KIT LMLPD0707 -01		<b>LMLP Series - Style D</b> 07B7 & 07A7 High Current Power Inductor 16 different values, 10 pcs. min. per value	07B7 - 0.1 $\mu$ H to 15 $\mu$ H 07A7 - 0.22 $\mu$ H to 10 $\mu$ H	<b>07B7</b> 0.1, 0.22, 0.47, 1.0, 3.3, 6.8, 10, 15..... <b>07A7</b> 0.22, 0.47, 0.82, 1.0, 3.3, 6.8, 8.2, 10.....	20% 20%
KIT LMLPD0710 -01		<b>LMLP Series - Style D</b> 07C7 & 1011 High Current Power Inductor 16 different values, 10 pcs. min. per value	07C7 - 0.33 $\mu$ H to 68 $\mu$ H 1011 - 0.47 $\mu$ H to 47 $\mu$ H	<b>07C7</b> 0.33, 0.47, 1.0, 2.2, 6.8, 10, 33, 68..... <b>1011</b> 0.47, 1.0, 2.2, 4.7, 8.2, 15, 22, 47.....	20% 20%
KIT LMLPD1313 -01		<b>LMLP Series - Style D</b> 1313 & 13B3 High Current Power Inductor 16 different values, 10 pcs. min. per value	1313 - 0.47 $\mu$ H to 10 $\mu$ H 13B3 - 0.22 $\mu$ H to 68 $\mu$ H	<b>1313</b> 0.47, 0.68, 1.0, 1.5, 3.3, 5.6, 7.8, 10..... <b>13B3</b> 0.22, 0.82, 1.2, 2.2, 10, 33, 47, 68.....	20% 20%







### Inductor Design Kits



Part #		Description	Inductor Value Range	Inductance Values	Tol.
KIT LCCI0201 -01		<b>LCCI</b> 0201 Multi-Layer Chip Inductors 16 different values, 10 pcs. min. per value	3.0nH to 39nH	3.0, 3.1, 3.5, 3.6, 3.7, 3.8.. 5.1, 6.2, 6.8, 9.1, 10, 12, 18, 22, 33, 39.....	±0.1 ±5%
KIT LCCI0201 -02		<b>LCCI</b> 0201 Multi-Layer Chip Inductors 16 different values, 10 pcs. min. per value	0.6nH to 2.8nH	0.6, 0.7, 0.8, 0.9, 1.0, 1.2, 1.3, 1.5, 1.6, 1.7, 1.8, 1.9, 2.1, 2.3, 2.4, 2.8.....	±0.1
KIT LCCI0402 -01		<b>LCCI</b> 0402 Multi-Layer Chip Inductors 16 different values, 10 pcs. min. per value	3.0nH to 150nH	3.0, 3.6, 4.3, 5.1, 5.6..... 6.8, 7.5, 10, 18, 27, 33, 39, 47, 82, 120, 150.....	±0.2 ±5%
KIT LCCI0402 -02		<b>LCCI</b> 0402 Multi-Layer Chip Inductors 16 different values, 10 pcs. min. per value	0.3nH to 2.7nH	0.3, 0.4, 0.5, 0.6, 0.7, 0.8, 1.0..... 1.2, 1.3, 1.5, 1.6, 1.8, 2.0, 2.2, 2.4, 2.7.....	±0.1 ±0.2
KIT LCCI0603 -01		<b>LCCI</b> 0603 Multi-Layer Chip Inductors 16 different values, 10 pcs. min. per value	27nH to 470nH	27, 33, 39, 47, 56, 68, 82, 100, 120, 150, 180, 220, 270, 330, 390, 470.....	±5%
KIT LCCI0603 -02		<b>LCCI</b> 0603 Multi-Layer Chip Inductors 16 different values, 10 pcs. min. per value	1.0nH to 22nH	1.0, 1.5, 1.8, 2.2, 2.7, 3.3, 3.9, 4.7, 5.6..... 6.8, 8.2, 10, 12, 15, 18, 22	±0.1 ±0.2

### Coupler Design Kits

Part #		Description	Values
<b>KIT TYPE 2300 LF</b>		<b>LGA Couplers</b> 0402 & 0603 Thin-Film Directional Couplers 15 different styles, 20 pcs. min. per value	CP0402AxxxxAN, CP0402AxxxxBN, CP0402AxxxxCN, CP0402AxxxxDN, CP0402AxxxxEN, CP0402AxxxxFN, CP0603AxxxxAN  CP0603AxxxxBN, CP0603AxxxxCN, CP0603AxxxxDN, CP0603AxxxxEN, CP0603AxxxxFN, CP0603AxxxxGN, CP0603AxxxxHN, CP0603AxxxxMN

### Filter Design Kits



Part #		Description	Low Pass	Band Pass	High Pass
<b>KIT FL0000001K</b>		<b>SMD &amp; LGA Filters</b> 0805, 1206 & 2816 Thin-Film Low Pass, Band Pass, and High Pass 15 different styles, 20 pcs. min. per value	0805 - 512 MHz 1206 - 3200 MHz 2816 - 1400 MHz	0805 - 3500 MHz 1206 - 802 MHz 2816 - 11302 MHz	0805 - 2700 MHz 1206 - 1000 MHz 2816 - 1000 MHz

# STAY CONNECTED!

## Tools Available Online:



**DATASHEETS  
& CATALOGS**




**3D MODELS**



**VIDEOS**



**APPLICATION  
& PRODUCT  
GUIDE**



**PART  
NUMBER  
INFORMATION**





[www.kyocera-avx.com](http://www.kyocera-avx.com)

**ASIA**

Tel: +65 6286-7555

**CENTRAL AMERICA**

Tel: +55 11-46881960

**EUROPE**

Tel: +44 1276-697000

**JAPAN**

Tel: +81 740-321250

**NORTH AMERICA**

Tel: +1 864-967-2150